

A GAME BY MOZARELLA BYTES + EARLY BIRD

WAPPO



CONTENTS

INTRODUCTION	2
WHAT IS KROY	2
AIMS	2
FEATURES	3
FIRE TRUCKS	3
FORTRESSES	3
PATROLS	4
CONTROLS	5
MOVING	5
ATTACK	5
REPAIR AND REFUEL	5
MINIGAME	6
DESCRIPTION	6
ATTACK	6

INTRODUCTION

What is KROY?:

It's the year 2042 and York has been invaded by Extraterrestrials (ETs) from the planet of KROY. These ETs have taken over many of the key sites in our city and used them to build their fortresses.

It's your job to take them down!

As leader of the Resistance, you must use your wits and skill to take down these hostile beings and restore peace to York. All you have at your disposal is the fire station and the knowledge that water is lethal to ETs. Use your fire trucks to travel the streets of York, avoiding ET patrols, and flood their fortresses. Watch out though! The ETs are cunning and are working to find and destroy your base as we speak.

Aims:

Use the fire trucks to travel the map and destroy the ET fortresses before they destroy your trucks. Use the trucks to flood the fortresses to destroy them.

FEATURES


Fire Trucks:

These are your strongest weapon against the ETs. The trucks are able to travel around the map. Each truck has a different speed and attack range. To see information about your truck just click on it. This brings up the stat box, giving you information regarding your truck's speed, attack range and health.



Fortresses:


The fortresses are the ET's bases in York. Your aim is to destroy these before they destroy you. The health of the fortress is displayed in a bar above it. To see more information about each fortress, click on it. Remember— Each fortress has a different health, range and attack strength (AP).




FEATURES

Patrols

These are your enemies (the aliens) which are controlling the patrols with the aim to Destroy your firetrucks. They will attack your firetrucks when they are in close range with your firetrucks. You can shoot them with water and destroy them before they destroy you.



ET Tanks fire at the firetrucks when they get near you




ET UFO explodes when they get near enough to the firetrucks

CONTROLS

Moving:

- (1) Click on fire truck
- (2) Drag mouse along the tiles to draw a path
- (3) Release mouse for truck to move

To stop a truck moving at any point click on it again and it will stop mid-path.



Attacking:

- (1) Make sure truck is in range of the fortress (can be done by checking the range of the truck in the stat box)
- (2) Hold down 'a' on keyboard to fire water at a fortress



Repair and Refuel:

- (1) Return fire truck to fire station
- (2) Park fire truck in a repair and refuel bay (as shown below)



MINIGAME

After defeating all the fortresses, the final boss will emerge via the minigame. This minigame is turned base/ strategic game where you have 4 options to choose from to either attack, heal, or power up.

This is the final boss of the game. He is the leader and king of KROY. You will have to defeat him to win the game. If you lose, you will return to the main game one again but will lose one of your firetruck since it was defeated by the king of KROY.



Choosing

- (1) Arrow keys to choose what moves you want*
- (2) 4 Options to choose from (either attack, power up or heal)*
- (3) Press Enter to select Option, Repeat until you defeat the boss*

Water Spray (10/10)
Quick Repair (3/3)
Pressure Pump (4/5)
Water Blast (5/5)